

PUBLIC CITIZEN
Texas Office

COAL
BLOCK
ORG

Tom "Smitty" Smith, State Director • 1303 San Antonio St. • Austin, TX 78701 • 512-477-1155 • www.texasvox.org

The Threat From Coal Is Far From Over



Why Do We Need 12 New Coal Plants?

Coal is Killing Texas

Back in 2007, TXU reduced the plants they were going to build from 11 down to 3. But there are still 12 being proposed or built in Texas.

Coal Plants = Pollution

These 12 New Plants Will Add:

120 million tons per year of **CO₂**
53,630 tons per year of **SO₂**
29,660 tons per year of **NO_x**
14,180 tons per year of **PM**
3,434 pounds per year of **Mercury**

Our cities are already overburdened with toxic air pollution. The last thing we need in Texas is more polluting coal plants which will:

- Threaten our health and the health of our children
- Stifle the promise of a new economy based on energy efficiency and renewable energy
- Contribute to the numerous ecological and environmental problems associated with burning fossil fuels
- Overburden our existing emergency healthcare system

For more information, visit our websites: www.CoalBlock.org & www.StopTheCoalPlant.org

Proposed Texas Coal Plants and Their Toxic Emissions

Would Increase Pollution In Our Already Polluted Cities

Five Coal Plants in the Permitting Process

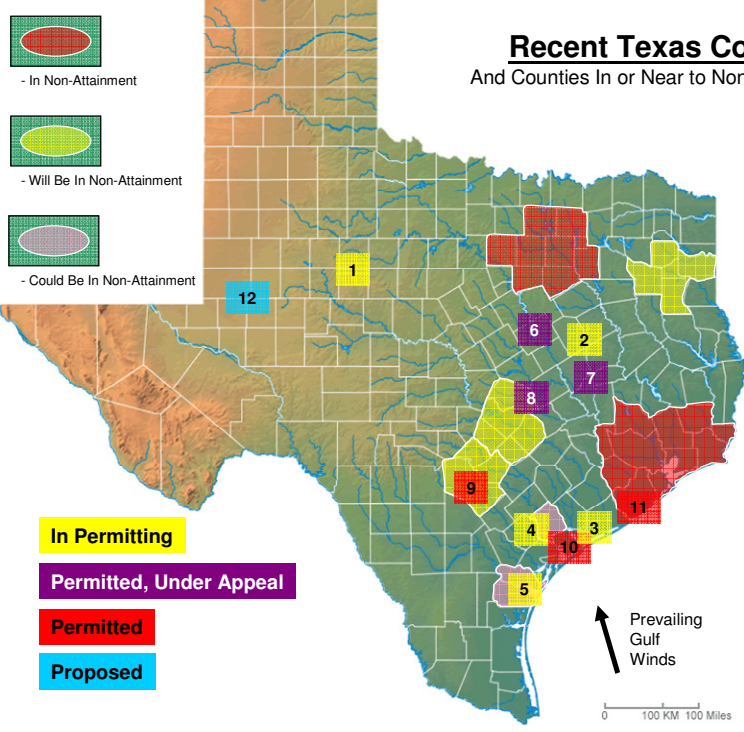
Tenaska - Nolan County
 Limestone - Limestone County (Unit 3)
 White Stallion - Matagorda County
 Coletto Creek - Goliad County (Unit 2)

Three Plants Under Construction & Being

Sandy Creek - McLennan County
 Oak Grove - Robertson County (Unit 3 and 4)
 Sandow - Milam County (Unit 5)

Three Coal Plants Permitted & Under Construction

Spruce 2 - Bexar County (Unit 4)
 Calhoun County Navigational District (NuCoastal) - Calhoun County
 Formosa - Calhoun County (New Plant)
 Lockwood (Hunton): An IGCC Plant with Carbon Separation for Gulf



Recent Texas Coal Plants
 And Counties In or Near to Non-Attainment Status

- 1. Tenaska *
 - 2. Limestone
 - 3. White Stallion
 - 4. Coletto Creek
 - 5. Las Brisas
 - 6. Sandy Creek
 - 7. Oak Grove
 - 8. Sandow
 - 9. Spruce
 - 10. Calhoun Co. & Formosa
 - 11. Lockwood Gasification*
 - 12. Summit IGCC *
- * Carbon Separation

Other Coal Plants Under Discussion

Summit: An IGCC Plant with Carbon Separation for Midland, TX

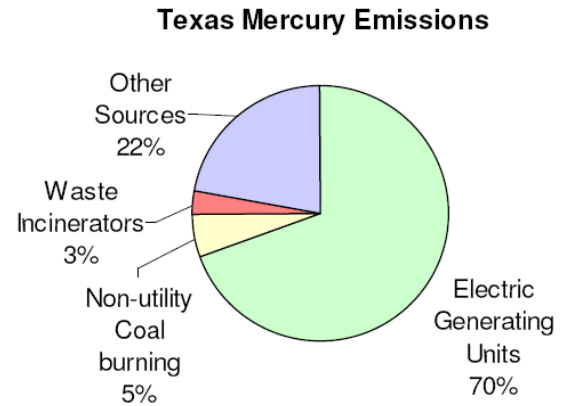
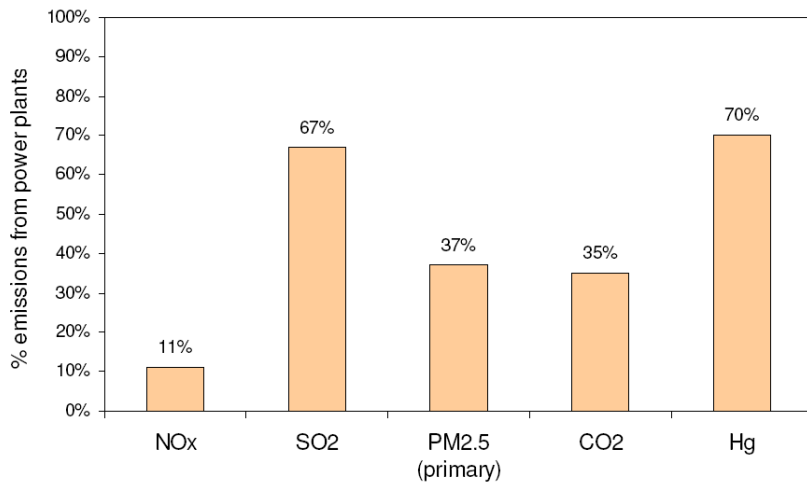


Recently Permitted Plants (values are taken from permits or permit applications)

Plant	City, County	Permit #	Status	Mega-watts	CO ₂ ** Tons/yr	SO ₂		NO _x (forms Ozone)		Particulate Matter		Mercury lb/yr
						Tons/yr	lb/MMBtu	Tons/yr	lb/MMBtu	Tons/yr	lb/MMBtu	
TXU's Oak Grove 1 & 2 (2 units)												
Bremond, Robertson		76474	Permit granted - on Appeal	1,720	16.6 mil	15,079	0.192	7,500	0.08	3,170	0.04	2,180
CPS Spruce												
San Antonio, Bexar		70492	Permit granted - under construction	750	7.4 mil	2,102	0.06	1,752	0.05	771	0.022	140
Sandy Creek Energy												
Riesel, McLennan		70861	Permit granted - on Appeal	800	7.5 mil	3,585	0.1	3,226	0.05	1,490	0.04	150
Formosa Plastics (2 Units)												
Point Comfort, Calhoun		76044	Permit granted	300	3.0 mil	1,091 to 6,518	0.083 to 0.496	920	0.07	446	0.034	78
TXU's Sandow 5 at Alcoa												
Rockdale, Milam		48437	Permit granted	581	5.4 mil	5,186	0.2	2,593	0.1	1,037	0.04	192
Calhoun Co. Nav. Dist.												
Point Comfort, Calhoun		45586	Permit granted and emissions settlement reached	300	2.6 mil (offset)	2,071	0.179	813	0.07	597	0.051	14
Totals for Recently Permitted Plants				4,454	42.5 mil	34,541		16,804		7,511		2,754

Plants Still Being Pursued												
White Stallion												
Bay City, Matagorda		86088	Technical Review	1,200	~10 mil (est.)	4,955	N/A	4,047	0.07	1,792	N/A	100
Tenaska												
Sweetwater, Nolan		84167	Draft Permit Issued	900	0.75 mil (w/ CCS)	2,183	0.06	1,819	0.05	1,092	0.03	124
NRG's Limestone 3												
Jewett, Limestone		79188	Pending 112g Hearing	745	7.4 mil	2,102	0.06	1,752	0.07	1,226	0.04	140
Las Brisas												
Corpus Christi, Nueces		85013	Draft Permit Issued	1,200	10.4 mil (est.)	8,096	0.15	3,776	0.07	1,620	0.033	216
Coletto Creek												
Goliad, Goliad		83778	Draft Permit Issued	650	6.0 mil	1,753	0.06	1,461	0.05	935	0.0325	100
Totals for Other Plants Being Pursued				4,695	34.55 mil	19,089		12,855		6,665		680

Texas Emissions Contributed by Power Plants



Source: Texas Businesses For Clean Air



Only 2 of the 12 new plants will use the most advanced technology

None are planning to ensure long-term sequestration of their CO₂

Coal Plants Remain the Dirtiest Form of Power Generation

Emissions From Coal Plants Deteriorate Public Health:

- ❖ Visits to emergency rooms increase on days following heavy air pollution.
- ❖ These emergency room visits are far more expensive than a regular doctor's appointment – this strains our already overburdened healthcare system.
- ❖ Asthma, cardiac pulmonary disease, and many other circulatory and respiratory conditions are complicated by emissions from coal plants.
- ❖ According to the American Lung Association study entitled *Trends in Asthma Morbidity and Mortality*, the economic cost of asthma in 2007 was **\$19.7 billion**. Coal plant emissions, of course, are not responsible for *all* asthma, but they contribute to the severity, and thus the need for treatment.
- ❖ Mercury is just one of the many toxic emissions from coal plants. The University of Texas Health Science Center in San Antonio published a study on April 25th, 2008 showing “a statistically significant link between pounds of industrial release of mercury and increased autism rates.” – Science Daily

Air pollution from existing power plants in Texas is estimated to cause:

1,160 premature deaths

1,791 heart attacks

144 lung cancer deaths

33,987 asthma attacks

1,798 ER visits

1,105 hospitalizations

Source: *Dirty Air, Dirty Power*; by the Clean Air Task Force 2004

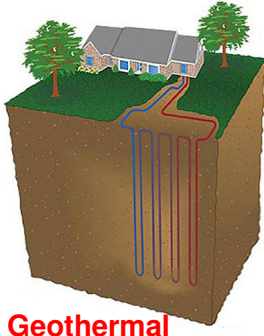
“It remains possible and not entirely painful” to address global warming. “The most important step ...would be to prohibit the construction of coal-fired power plants...”

- Dr. James Hansen, NASA

Houston Chronicle 10/25/2007

A Winning Energy Plan

How to ReEnergize Texas
And Meet Our Energy Demands Without Coal



Geothermal



Thin Film Solar

Saving 20% of our Energy Use by 2020

We recommend setting a statewide goal to reduce energy use in Texas by 20% by 2020 through:

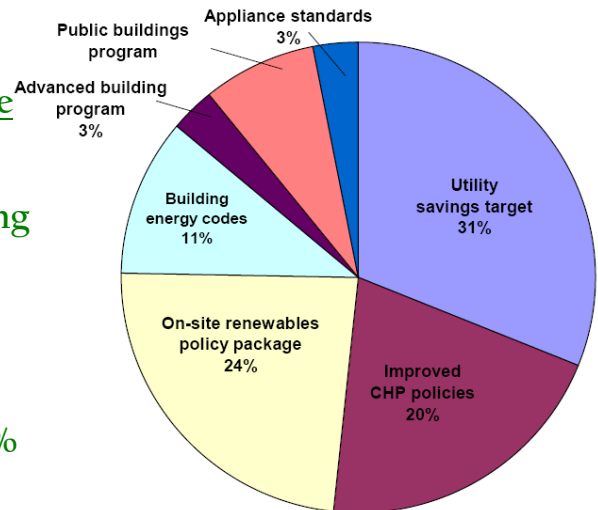
- 5% reduction in overall energy use by using the PUC retrofit programs
- 5% through distributed solar
- 5% through demand side management
- 5% through energy storage
- Building energy codes that are at least 15% more efficient than current codes



Solar Two - Mojave Desert, California

Dallas/Ft. Worth

Could Avert 101% of Need for New Power Plants



Develop Renewable Energy:

- energy storage
- utility scale & building integrated solar
- geothermal energy
- biomass
- establish a fair buy-back rate for small scale renewables

Over the next 15 years these steps could create:

- \$20 billion in savings in DFW & Houston alone
- 22,800 net new jobs in DFW & Houston alone

(Source: ACEEE - Role of Energy Efficiency and Onsite Renewables in Meeting Energy and Environmental Needs in the Dallas/Fort Worth and Houston/Galveston Metro Areas)